


Teaching Kids to Spell for Dummies: A Comprehensive Guide for Parents and Beginners

Teaching kids to spell can be a challenging task, but with the right approach and resources, it can be a rewarding one. This article provides a comprehensive guide for parents and beginners, covering everything from the basics of spelling to fun and effective learning activities.



Teaching Kids to Spell For Dummies by Tracey Wood

★★★★☆ 4.1 out of 5

Language	: English
File size	: 5955 KB
Text-to-Speech	: Enabled
Screen Reader	: Supported
Enhanced typesetting	: Enabled
Word Wise	: Enabled
Print length	: 388 pages
Lending	: Enabled
X-Ray for textbooks	: Enabled



The Basics of Spelling

Spelling is the process of representing words using letters. It is a complex skill that requires children to develop phonemic awareness, phonics, and orthographic knowledge.

- **Phonemic awareness** is the ability to hear and manipulate the sounds in words.

- **Phonics** is the relationship between sounds and letters.
- **Orthographic knowledge** is the understanding of how words are spelled.

Children typically begin to develop phonemic awareness and phonics in preschool and kindergarten. They learn to identify and manipulate sounds in words, and they begin to understand how sounds are represented by letters. Orthographic knowledge develops later, as children learn to recognize and spell common words.

How to Teach Kids to Spell

There are many different ways to teach kids to spell. The best approach will vary depending on the child's age, learning style, and interests. However, there are some general tips that can help all children learn to spell:

- **Start with simple words.** Don't try to teach your child to spell difficult words right away. Start with simple words that they are familiar with.
- **Use a variety of teaching methods.** There are many different ways to teach spelling. Use a variety of methods to keep your child engaged and learning.
- **Make it fun.** Spelling should be fun for kids. Use games, songs, and other activities to make learning fun.
- **Be patient.** Learning to spell takes time. Be patient with your child and don't get discouraged if they make mistakes.

Spelling Activities for Kids

There are many fun and effective spelling activities that you can do with your child. Here are a few ideas:

- **Play spelling games.** There are many different spelling games that you can play with your child. Some popular games include Scrabble, Boggle, and Hangman.
- **Sing spelling songs.** There are many spelling songs that can help your child learn to spell. You can find spelling songs online or in music stores.
- **Do spelling worksheets.** Spelling worksheets can be a great way to practice spelling. You can find spelling worksheets online or in workbooks.
- **Read to your child.** Reading to your child can help them develop phonemic awareness and orthographic knowledge. It can also help them learn new words.
- **Write with your child.** Writing with your child can help them practice spelling. You can write stories, letters, or poems together.

Spelling Tips for Kids

Here are some spelling tips that can help your child learn to spell:

- **Look for patterns.** Many words have spelling patterns. For example, many words that end in "-tion" are spelled with an "o" before the "t" (e.g., station, nation, education).
- **Break down words into syllables.** Breaking down words into syllables can make them easier to spell. For example, the word "elephant" can be broken down into the syllables "el", "e", "phant".


- **Use a dictionary.** If your child is struggling to spell a word, they can use a dictionary to look it up. Dictionaries can also provide definitions and pronunciations.
- **Practice, practice, practice.** The more your child practices spelling, the better they will become at it. Encourage your child to practice spelling in a variety of ways, such as playing spelling games, using spelling worksheets, and writing stories.

Spelling Strategies for Kids

Here are some spelling strategies that can help your child learn to spell:

- **Visualize the word.** Encourage your child to visualize the word in their mind as they spell it. This can help them remember the order of the letters.
- **Say the word aloud.** Saying the word aloud as they spell it can help your child hear the sounds in the word. This can help them remember how to spell the word.
- **Use a mnemonic device.** A mnemonic device is a memory aid that can help your child remember how to spell a word. For example, you can use the mnemonic device "Every Good Boy Does Fine" to help your child remember the notes on the musical staff.
- **Write the word multiple times.** Writing the word multiple times can help your child develop muscle memory for the word. This can help them remember how to spell the word.
- **Use a spelling checker.** A spelling checker can help your child identify and correct spelling errors. This can help them improve their spelling over time.


Teaching kids to spell is a challenging but rewarding task. However, by following these tips and strategies, you can help your child learn to spell with confidence.



Teaching Kids to Spell For Dummies by Tracey Wood

★★★★☆ 4.1 out of 5

Language : English
File size : 5955 KB
Text-to-Speech : Enabled
Screen Reader : Supported
Enhanced typesetting : Enabled
Word Wise : Enabled
Print length : 388 pages
Lending : Enabled
X-Ray for textbooks : Enabled



Five Unique Eating Plans to Shatter Your Weight Loss Plateau and Unleash Your Potential

Weight loss journeys can be a rollercoaster of progress and setbacks. The initial excitement and motivation often fade as plateaus arise, leaving you feeling stuck and...



Sonata No. 1 for Flute and Piano: A Journey Through Musical Mastery

In the vast repertoire of classical music, Franz Danzi's Sonata No. 1 for Flute and Piano stands as a beacon of virtuosity and...