


Knitting Pattern Kp236 Buggy Stroller Baby Blanket: A Comprehensive Guide to Creating a Cozy and Stylish Baby Blanket

: Embracing the Joy of Knitting

Knitting, an art form steeped in tradition and creativity, offers a therapeutic escape and the boundless joy of creating something truly unique. Amidst the myriad of knitting patterns, the Kp236 Buggy Stroller Baby Blanket stands as a testament to the power of knitting to transform yarn into a cherished heirloom. This comprehensive guide will lead you through every step of the knitting process, empowering you to create a cozy, stylish, and unforgettable baby blanket for your little one.



Knitting Pattern -KP236 - Buggy/stroller Baby Blanket

by ShiFio's Patterns

★★★★★ 5 out of 5

Language : English
File size : 451 KB
Text-to-Speech : Enabled
Screen Reader : Supported
Enhanced typesetting : Enabled
Print length : 8 pages
Lending : Enabled



Understanding the Pattern: A Roadmap to Success

The Knitting Pattern Kp236 Buggy Stroller Baby Blanket is meticulously designed to guide knitters of all levels through the creation of a beautiful

and practical baby blanket. This pattern is written in clear and concise language, providing detailed instructions and helpful tips to ensure a successful knitting experience. Whether you are a seasoned knitter or just starting your knitting adventure, this pattern will be your trusted companion along the way.

Materials: Gathering the Essentials

Before embarking on your knitting journey, gather the essential materials to ensure a seamless experience. The pattern calls for:

- 4 skeins of worsted weight yarn in your desired color
- US size 8 (5mm) knitting needles
- Tapestry needle for weaving in ends

Gauge: Setting the Foundation

Gauge is a crucial aspect of knitting, ensuring that the finished blanket has the desired size and drape. The pattern specifies a gauge of 18 stitches and 24 rows per 4 inches (10cm) in stockinette stitch. It is essential to check your gauge before beginning the blanket to ensure that your finished product will match the intended dimensions.

Step-by-Step Knitting Instructions: Bringing the Pattern to Life

With your materials gathered and gauge established, it's time to delve into the knitting process.

Casting On: Laying the Foundation

Begin by casting on 110 stitches using the long-tail cast-on method. This method creates a stretchy and secure edge, ensuring a neat and

professional-looking finish.

Knitting the Body: Rows of Warmth and Comfort

The body of the blanket is knitted in stockinette stitch, a fundamental knitting stitch that creates a smooth and reversible fabric. Knit every row until the blanket reaches a length of approximately 30 inches (76cm).

Adding the Border: A Touch of Elegance

To frame the blanket beautifully, knit a garter stitch border around the edges. Garter stitch, characterized by alternating rows of knit and purl stitches, creates a textured and decorative effect. Knit six rows of garter stitch around the entire blanket.

Finishing Touches: Securing and Embellishing

Once the knitting is complete, it's time to secure your masterpiece. Weave in all loose ends using a tapestry needle. You can add a personal touch by embroidering the baby's name or a special message on the blanket.


Additional Tips and Tricks for Knitting Success

- Use high-quality yarn to ensure durability and softness.
- Count your stitches regularly to maintain accuracy.
- Don't be afraid to ask for help from experienced knitters.
- Enjoy the process and embrace the therapeutic benefits of knitting.

: A Cherished Keepsake to Treasure

The Knitting Pattern Kp236 Buggy Stroller Baby Blanket is a labor of love that will result in a cherished keepsake for your little one. This blanket will

provide warmth, comfort, and a touch of style during stroller rides, nap time, and countless cuddles. Whether you are a seasoned knitter or a beginner seeking a meaningful project, this pattern will guide you every step of the way. So gather your materials, embrace the joy of knitting, and embark on a journey that will culminate in a truly exceptional creation.




Knitting Pattern -KP236 - Buggy/stroller Baby Blanket

by ShiFio's Patterns

★★★★★ 5 out of 5

Language : English
File size : 451 KB
Text-to-Speech : Enabled
Screen Reader : Supported
Enhanced typesetting : Enabled
Print length : 8 pages
Lending : Enabled



Five Unique Eating Plans to Shatter Your Weight Loss Plateau and Unleash Your Potential

Weight loss journeys can be a rollercoaster of progress and setbacks. The initial excitement and motivation often fade as plateaus arise, leaving you feeling stuck and...



Sonata No. 1 for Flute and Piano: A Journey Through Musical Mastery

In the vast repertoire of classical music, Franz Danzi's Sonata No. 1 for Flute and Piano stands as a beacon of virtuosity and...