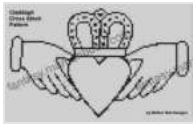


## Claddagh Cross Stitch Pattern: A Symbol of Love, Loyalty, and Friendship



The Claddagh ring is a traditional Irish ring that has been used as a symbol of love, loyalty, and friendship for centuries. The ring features two hands

holding a heart, which is surmounted by a crown. The hands represent friendship, the heart represents love, and the crown represents loyalty.



## Claddagh Cross Stitch Pattern by Mother Bee Designs

★★★★★ 5 out of 5

Language : English  
File size : 2184 KB  
Text-to-Speech : Enabled  
Screen Reader : Supported  
Enhanced typesetting : Enabled  
Print length : 9 pages  
Lending : Enabled



Claddagh cross stitch patterns are a popular way to create beautiful and meaningful pieces of art. These patterns can be used to create a variety of items, such as wall hangings, pillows, and tablecloths.

### History of the Claddagh Ring

The Claddagh ring is believed to have originated in the 17th century in the fishing village of Claddagh, which is now a suburb of Galway, Ireland. The ring was originally made of gold or silver, and it was often given as a wedding ring or engagement ring.

Over time, the Claddagh ring became popular throughout Ireland and beyond. It is now considered to be one of the most iconic symbols of Irish culture.

### Symbolism of the Claddagh Ring

The Claddagh ring is a powerful symbol of love, loyalty, and friendship. The hands represent friendship, the heart represents love, and the crown represents loyalty.

The ring can be worn in a variety of ways. If the heart is pointing towards the wearer, it means that the wearer is single. If the heart is pointing away from the wearer, it means that the wearer is taken.

## **Claddagh Cross Stitch Patterns**

Claddagh cross stitch patterns are a beautiful and meaningful way to create pieces of art. These patterns can be used to create a variety of items, such as wall hangings, pillows, and tablecloths.

There are many different Claddagh cross stitch patterns available. Some patterns are simple and easy to stitch, while others are more complex and challenging.

## **How to Choose a Claddagh Cross Stitch Pattern**

When choosing a Claddagh cross stitch pattern, there are a few things to consider. First, you need to decide what size and style of pattern you want. There are patterns available in a variety of sizes, from small to large. You also need to decide what type of fabric you want to use. Aida cloth is a popular choice for cross stitch patterns, but you can also use other types of fabric, such as linen or evenweave.

Once you have chosen a pattern and fabric, you need to gather the materials you need. You will need a needle, thread, and a pair of scissors. You may also want to use a hoop or frame to hold your fabric in place while you stitch.

## How to Stitch a Claddagh Cross Stitch Pattern

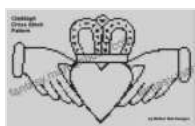
Stitching a Claddagh cross stitch pattern is a relatively simple process. First, you need to find the center of your fabric. Once you have found the center, you can start stitching the pattern.

To stitch a cross stitch, you need to bring the needle up through the fabric from the back. Then, you need to bring the needle down through the fabric two squares away. You will then need to bring the needle back up through the fabric one square to the left of the previous stitch. Finally, you will need to bring the needle down through the fabric one square to the right of the previous stitch.

You will continue to stitch in this manner until you have completed the pattern.

Claddagh cross stitch patterns are a beautiful and meaningful way to create pieces of art. These patterns can be used to create a variety of items, such as wall hangings, pillows, and tablecloths.

If you are looking for a way to create a special and unique gift, a Claddagh cross stitch pattern is a great option. These patterns are easy to stitch, and they can be used to create beautiful and meaningful pieces of art.



### Claddagh Cross Stitch Pattern by Mother Bee Designs

★★★★★ 5 out of 5

Language : English

File size : 2184 KB

Text-to-Speech : Enabled

Screen Reader : Supported


Enhanced typesetting : Enabled

Print length : 9 pages

Lending : Enabled

FREE

DOWNLOAD E-BOOK



## Five Unique Eating Plans to Shatter Your Weight Loss Plateau and Unleash Your Potential

Weight loss journeys can be a rollercoaster of progress and setbacks. The initial excitement and motivation often fade as plateaus arise, leaving you feeling stuck and...



## Sonata No. 1 for Flute and Piano: A Journey Through Musical Mastery

In the vast repertoire of classical music, Franz Danzi's Sonata No. 1 for Flute and Piano stands as a beacon of virtuosity and...